

Moderators: [pompelinsneaks](#), [Colossal](#)

12 posts • Page 1 of 1

Adding Reverb to a Champ
by [telentubes](#) » Fri Mar 09, 2018 9:29 pm

Adding Reverb to a Champ


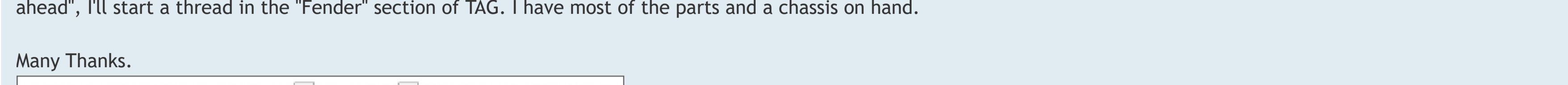
My first attempt with schematic and layout software, as well as adding reverb to a circuit. I'm hoping someone can check my work before I build this thing.

I've essentially taken the preamp section from a BF Princeton Reverb (very close to a Champ), ditched the Vibrato and plugged it in to a single 6V6, ala Champ AA764.

I added an extra filtering stage post rectifier, with the possibility of adding a choke in place of the resistor between the first and second 22uF/500V E-caps. The dropping resistor values for the other stages haven't been decided on yet.

Just want to have someone look at the added filtering and whether you think the transition to single ended will work. If I get the "go ahead", I'll start a thread in the "Fender" section of TAG. I have most of the parts and a chassis on hand.

Many Thanks.







Re: Adding Reverb to a Champ
by [telentubes](#) » Tue May 01, 2018 2:42 am

When I finally got around to building this thing, it went together without any major set-backs. Lots of head scratching though.



I shortened a longer Watts chassis and stuck it back together with Alumiweld. Curly maple face plate. MC iron. Mostly SOZO caps. I wanted this amp to be quieter than the last Champ I built, so added an extra filter stage. I saved room for a choke in case I want to try that in place of the resistor.

The other dropping resistors are 1K and 12K.



Re: Adding Reverb to a Champ
by [telentubes](#) » Tue May 01, 2018 2:45 am

Here the finished combo.



Re: Adding Reverb to a Champ
by [M Fowler](#) » Tue May 01, 2018 9:36 am

I always enjoy your builds, done very well and great looking finished amp and cabinets.

Mark

Re: Adding Reverb to a Champ
by [Stevem](#) » Tue May 01, 2018 11:09 am

You might find it very interesting as I did with my VC to yank out the feedback resistor and use a pot to veri it on the back or underside of the amp!

When I die, I want to go like my Grandfather did, peacefully in his sleep.
Not screaming like the passengers in his car! 😊

Cutting out a man's tongue does not mean he's a liar, but it does show that you fear the truth he might speak about you!

Re: Adding Reverb to a Champ
by [telentubes](#) » Tue May 01, 2018 2:15 pm

Thanks Mark.
Stevem... Seems like a good idea. I may give that a try. Plenty of room.

Re: Adding Reverb to a Champ
by [JazzGuitarGimp](#) » Wed May 02, 2018 1:28 am

That's a really nice build. And you've got a great sounding speaker in it.

Lou Rossi Designs
Printed Circuit Design & Layout,
and Schematic Capture

Re: Adding Reverb to a Champ
by [telentubes](#) » Wed May 02, 2018 2:34 pm

The G1265 sounds better in the Champ than any of the D style amps I've used them in. I have used the G1265 in single and paired configurations in the D builds and never thought they were very interesting. I have an Eminence Josh Smith Signature in my BFPR build that I think will be great in the Champ. I'll report back.

Re: Adding Reverb to a Champ
by [Seiche](#) » Sun Nov 03, 2019 3:56 pm

I'm looking into something similar, what are your voltages, especially for the reverb driver?

Re: Adding Reverb to a Champ
by [telentubes](#) » Mon Nov 04, 2019 3:16 pm

V1
pin 1, 188
pin 3, 1.41
pin 6, 185
pin 8, 1.45
V2
pin 1, 279
pin 3, 5.6
pin 6, 279
pin 8, 5.6
V3
pin 1, 181
pin 3, 1.55
pin 6, 185
pin 8, 1.53
V4
pin 3, 360
pin 4, 362
pin 8, 22
V5
pin 2, 376DC
pin 4, 335AC
pin 6, 335AC
pin 8, 376DC
B+, 376, 369, 360, 285

Still very happy with this amp, although using the Princeton more these days.

Re: Adding Reverb to a Champ
by [Seiche](#) » Mon Nov 04, 2019 8:24 pm

Many thanks!

Re: Adding Reverb to a Champ
by [Nu2Dis](#) » Sat Jul 11, 2020 1:57 pm

@telentubes do you still have the DIYLC file for this build?

12 posts • Page 1 of 1

< Return to "Technical Discussion" | Jump to >

WHO IS ONLINE
Users browsing this forum: artguitar, Kagiostro, THuff and 2 guests