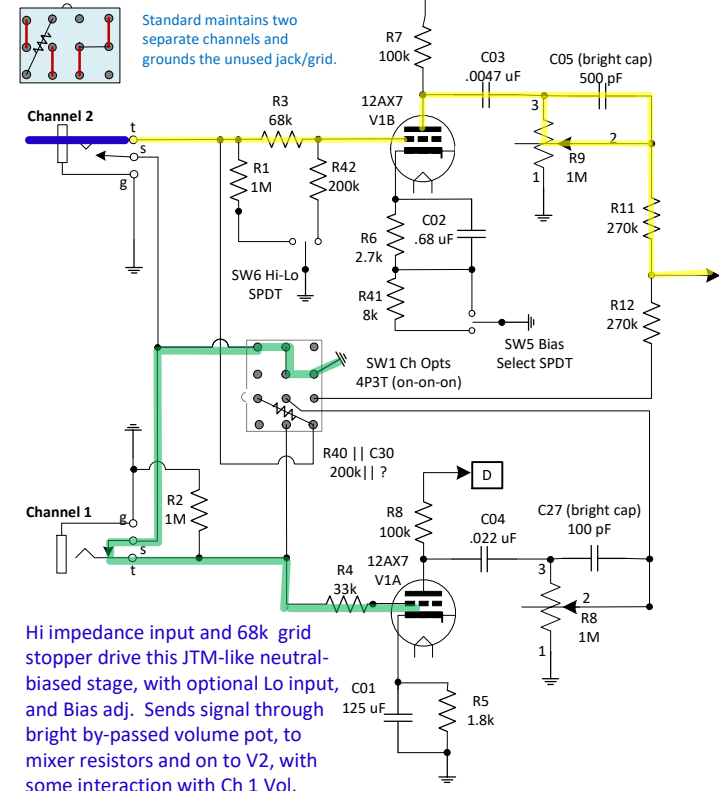


Standard Mode

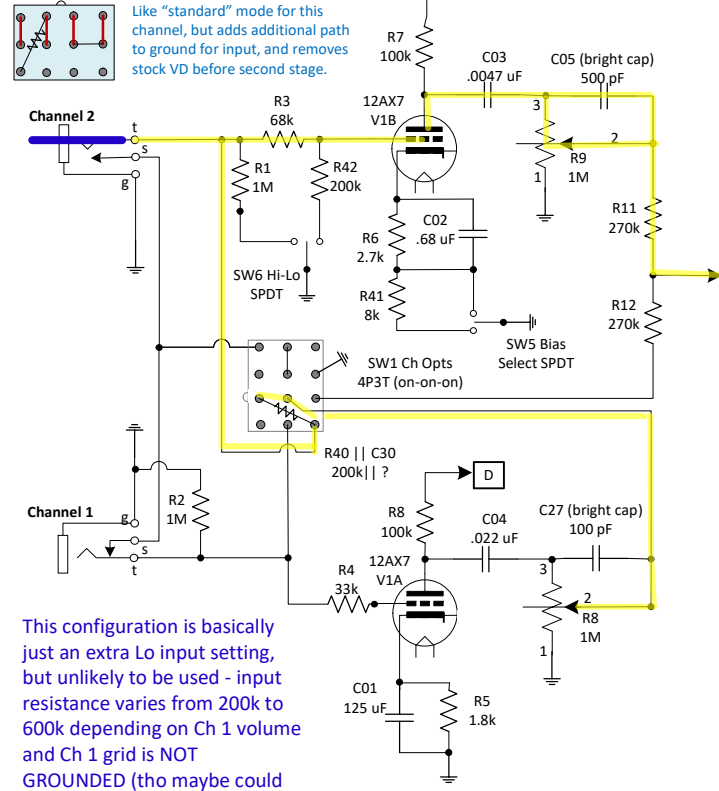
- Channel 2 in use
- Channel 1 empty



Hi impedance input and 68k grid stopper drive this JTM-like neutral-biased stage, with optional Lo input, and Bias adj. Sends signal through bright by-passed volume pot, to mixer resistors and on to V2, with some interaction with Ch 1 Vol. Normal jack/grid is grounded through mode switch SW1.

Cascade Mode

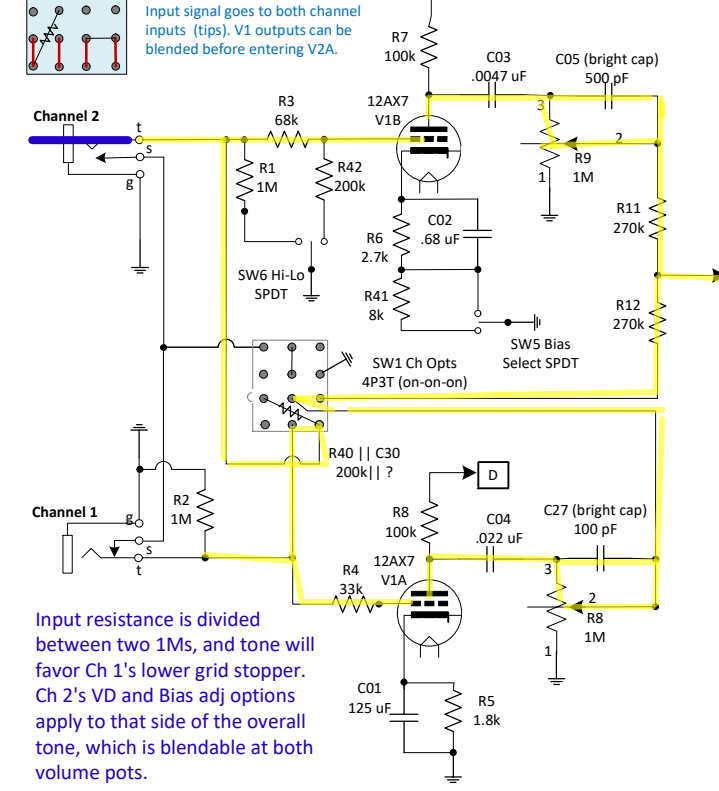
- Channel 2 in use
- Channel 1 empty



This configuration is basically just an extra Lo input setting, but unlikely to be used - input resistance varies from 200k to 600k depending on Ch 1 volume and Ch 1 grid is NOT GROUNDED (tho maybe could work with J5 jack on Ch 2).

Jumpered Mode

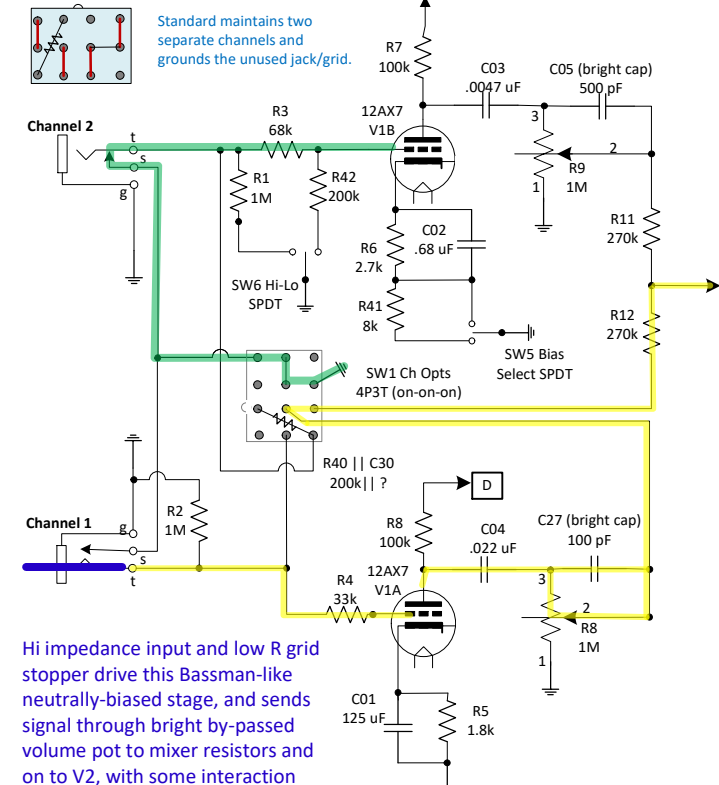
- Channel 2 in use
- Channel 1 empty



Input resistance is divided between two 1Ms, and tone will favor Ch 1's lower grid stopper. Ch 2's VD and Bias adj options apply to that side of the overall tone, which is blendable at both volume pots.

Standard Mode

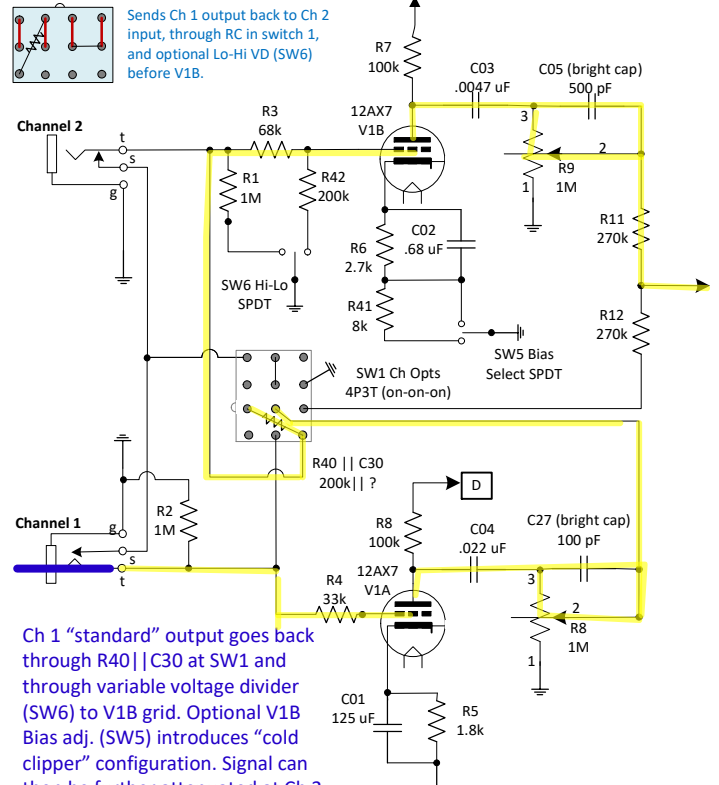
- Channel 1 in use
- Channel 2 empty



Hi impedance input and low R grid stopper drive this Bassman-like neutrally-biased stage, and sends signal through bright by-passed volume pot to mixer resistors and on to V2, with some interaction with Ch 2 Vol. Ch 2 jack/grid is grounded.

Cascade Mode

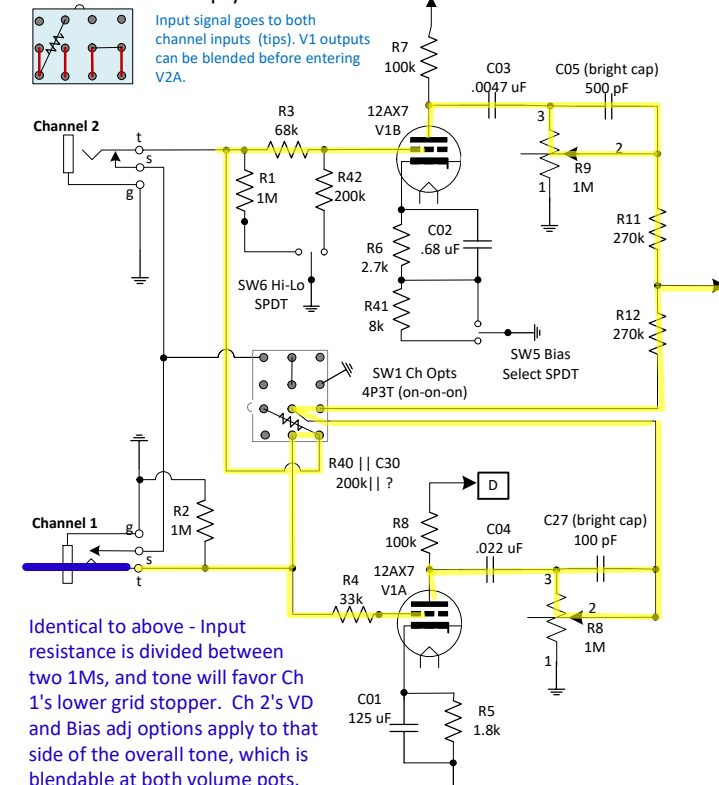
- Channel 1 in use
- Channel 2 empty



Ch 1 "standard" output goes back through R40 || C30 at SW1 and through variable voltage divider (SW6) to V1B grid. Optional V1B Bias adj. (SW5) introduces "cold clipper" configuration. Signal can then be further attenuated at Ch 2 volume pot. This echoes the Lead 50-2204.

Jumpered Mode

- Channel 1 in use
- Channel 2 empty



Identical to above - Input resistance is divided between two 1Ms, and tone will favor Ch 1's lower grid stopper. Ch 2's VD and Bias adj options apply to that side of the overall tone, which is blendable at both volume pots.